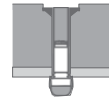
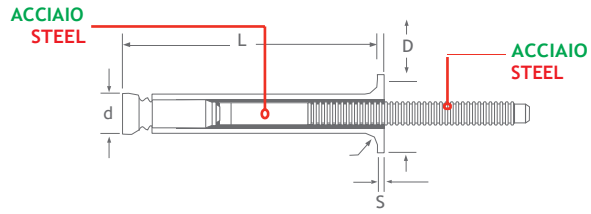







ACCIAIO / ACCIAIO - Testa Tonda
 STEEL / STEEL - Dome Head

Floorply
 Floorply



| d mm. | L mm. | Codice Code |  mm. |  mm. | D mm. | s mm. |  N |  N |  |
|------------|----------|----------------|--|--|----------|----------|--|--|---|
| 8,0 | 54,0 | BR20580540 | 19,0 - 35,0 | ø8,3 - ø8,6 | 16,5 | 1,5 | 13350 | 19130 | 500 |

